

浙江广博集团股份有限公司

Zhejiang Guangbo Group Co.,Ltd.

2006 年年度报告



证券简称：广博股份

证券代码：002103

披露日期：2007 年 3 月 24 日

重要提示

| | |
|-------|-----|
| ----- | 4 |
| ----- | 5 |
| ----- | 8 |
| ----- | 12 |
| ----- | 17 |
| ----- | 21 |
| ----- | 23 |
| ----- | 40 |
| ----- | 42 |
| ----- | 46 |
| ----- | 107 |

| | | | | |
|--|----------------|----------------|---------|----------------|
| | | | | |
| | 660,849,063.60 | 525,283,820.46 | 25.81% | 457,175,025.17 |
| | 81,101,971.43 | 53,985,437.21 | 50.23% | 128,694,268.63 |
| | 62,277,010.32 | 41,441,241.40 | 50.28% | 83,534,892.98 |
| | 53,056,211.59 | 41,187,840.75 | 28.82% | 35,893,288.47 |
| | 49,221,054.52 | 84,994,310.64 | -42.09% | 25,256,696.81 |
| | | | | |
| | 881,168,733.42 | 506,382,363.14 | 74.01% | 684,155,332.25 |
| | 535,813,239.68 | 201,419,740.28 | 166.02% | 204,751,815.20 |

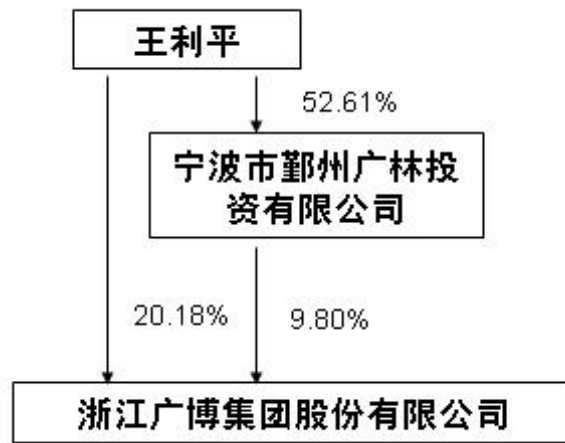
| | | | | |
|--|--------|--------|---------|--------|
| | | | | |
| | 0.33 | 0.58 | -43.10% | 1.17 |
| | 11.62% | 20.57% | -8.95% | 40.80% |
| | 9.90% | 20.45% | -10.55% | 17.53% |
| | 0.26 | 1.20 | -78.33% | 0.36 |
| | | | | |
| | 2.82 | 2.84 | -0.70% | 2.89 |
| | 2.81 | 2.82 | -0.35% | 2.87 |

| | | | + - | | | | | | |
|---|------------|---------|------------|------------|--|--|-------------|-------------|---------|
| | | | | | | | | | |
| | 70,970,000 | 100.00% | 9,600,000 | 70,970,000 | | | 80,570,000 | 151,540,000 | 79.78% |
| 1 | | | | | | | | | |
| 2 | | | | | | | | | |
| 3 | 70,970,000 | 100.00% | 9,600,000 | 70,970,000 | | | 78,874,406 | 149,928,346 | 79.78% |
| | 39,181,349 | 55.22% | 9,600,000 | 39,181,349 | | | 48,781,349 | 87,962,698 | 46.31% |
| | 31,788,651 | 44.78% | | 31,788,651 | | | 31,788,651 | 63,577,302 | 33.47% |
| 4 | | | | | | | | | |
| | | | | | | | | | |
| | | | | | | | | | |
| | | | 38,400,000 | | | | 38,400,000 | 38,400,000 | 20.22% |
| 1 | | | 38,400,000 | | | | 38,400,000 | 38,400,000 | 20.22% |
| 2 | | | | | | | | | |
| 3 | | | | | | | | | |
| 4 | | | | | | | | | |
| | 70,970,000 | 100.00% | 48,000,000 | 70,970,000 | | | 118,970,000 | 189,940,000 | 100.00% |

1、

2、

| | | | | | |
|----|-----|--------|------------|------------|--------|
| | | | | | 42,008 |
| 10 | | | | | |
| | | | | | |
| | | 20.18% | 38,323,800 | 38,323,800 | 0 |
| | | 14.95% | 28,388,000 | 28,388,000 | 0 |
| | | 9.80% | 1,860,666 | 1,860,666 | 0 |
| | | 9.35% | 17,762,216 | 17,762,216 | 0 |
| | | 8.34% | 1,584,585 | 1,584,585 | 0 |
| | | 8.17% | 15,522,188 | 15,522,188 | 0 |
| | | 1.76% | 3,351,360 | 3,351,360 | 0 |
| | | 1.56% | 2,957,088 | 2,957,088 | 0 |
| | | 0.74% | 1,400,609 | 1,400,609 | |
| | | 0.62% | 1,182,838 | 1,182,838 | 0 |
| 10 | | | | | |
| | | | | | |
| | | | 1,132,000 | | |
| | | | 329,000 | | |
| | - - | | 329,000 | | |
| | - - | | 329,000 | | |
| | - - | | 329,000 | | |
| | - - | | 329,000 | | |
| | - | | 329,000 | | |
| | - | | 328,500 | | |
| | | | 328,500 | | |
| | - | | 328,500 | | |
| | 10 | 52.61% | | | |
| | 10 | | | | |



| 1 | | 38,323,800 | 2010-01-10 | 38,323,800 | 36 |
|---|--|------------|------------|------------|----|
| 2 | | 28,388,000 | 2010-01-10 | 28,388,000 | 36 |
| 3 | | 18,606,660 | 2010-01-10 | 18,606,660 | 36 |
| 4 | | 17,762,216 | 2010-01-10 | 17,762,216 | 36 |
| 5 | | 15,845,850 | 2008-01-10 | 7,922,925 | 12 |
| | | | 2009-08-28 | 7,922,925 | |
| 6 | | 15,522,188 | 2008-01-10 | 7,761,094 | |

| | | | | | |
|----|--|-----------|------------|-----------|-----------------|
| | | | 2009-08-28 | 7,761,094 | 12 2009 8 28 |
| 7 | | 3,351,360 | 2009-01-10 | 1,675,680 | 24 2009 8 28 |
| | | | 2009-08-28 | 1,675,680 | |
| 8 | | 2,957,088 | 2009-01-10 | 1,478,544 | 24 2009 8 28 |
| | | | 2009-08-28 | 1,478,544 | |
| 9 | | 1,182,838 | 2009-01-10 | 591,419 | 24 2009 8 28 |
| | | | 2009-08-28 | 591,419 | |
| 10 | | 268,609 | 2007-04-10 | 268,609 | 3 |

| | | 47 | | 2004-12-15 | 2007-12-14 | 19,161,900 | 38,323,800 | 19,161,900 |
|--|--|----|--|------------|------------|-------------|-------------|-------------|
| | | 37 | | 2004-12-15 | 2007-12-14 | 8,881,108 | 17,762,216 | 8,881,108 |
| | | 45 | | 2004-12-15 | 2007-12-14 | 591,419 | 1,182,838 | 591,419 |
| | | 45 | | 2005-06-30 | 2007-12-14 | | | |
| | | 51 | | 2004-12-15 | 2007-12-14 | | | |
| | | 46 | | 2004-12-15 | 2007-12-14 | | | |
| | | 61 | | 2005-06-30 | 2007-12-14 | | | |
| | | 44 | | 2005-06-30 | 2007-12-14 | | | |
| | | 31 | | 2006-12-06 | 2007-12-14 | | | |
| | | 58 | | 2004-12-15 | 2007-12-14 | 1,675,680 | 3,351,360 | 1,675,680 |
| | | 45 | | 2005-04-03 | 2007-12-14 | | | |
| | | 35 | | 2004-12-15 | 2007-12-14 | | | |
| | | 41 | | 2004-12-15 | 2007-12-14 | | | |
| | | 38 | | 2004-12-15 | 2007-12-14 | | | |
| | | 33 | | 2004-12-15 | 2007-12-14 | | | |
| | | | | | | 202,767,207 | 405,534,414 | 202,767,207 |

(一) 董事

1956

1961

1970

1963

1963

1946

1963

1976

MPAcc

(二) 监事

1949

1962

1972

(三) 高级管理人员

1969

1966

1974

| | | | | |
|--|--|--|--|--|
| | | | | |
|--|--|--|--|--|

| | | | | |
|--|--|--|-----------------|---|
| | | | 2004.12-2007.12 | 否 |
| | | | 2005.04-2008.04 | 是 |
| | | | 2005.04-2008.04 | 是 |
| | | | 2004.12-2007.12 | 否 |
| | | | 2004.12-2007.12 | 否 |
| | | | 2004.12-2007.12 | 否 |

1

| | | |
|--|--|--|
| | | |
| | | |
| | | |
| | | |
| | | |
| | | |
| | | |
| | | |
| | | |
| | | |
| | | |

2

3

3.6

| | | |
|--|--|--|
| | | |
| | | |
| | | |
| | | |
| | | |
| | | |

| | | |
|--|--|--|
| | | |
| | | |
| | | |
| | | |
| | | |

《

》

| | | | | | |
|--|--|--|--|--|--|
| | | | | | |
| | | | | | |

| | | | | | |
|--|--|--|--|--|--|
| | | | | | |
| | | | | | |
| | | | | | |

2005

2006 6 23 2005

2006

2006 8 23 2005

2006

| | | | | |
|----------|--------|----------|---------|--------|
| | | 66084.91 | | 25.81% |
| 15139.65 | | 8206.35 | 6292.31 | |
| 28.74% | 52.01% | 51.84% | | |

79.04%

| | 66,084.91 | 50,847.00 | 23.06% | 25.81% | 24.88% | 2.53% |
|--|-----------|-----------|--------|--------|--------|-------|

| | 15,903.10 | 11,778.77 | 25.93% | 31.11% | 31.72% | -1.30% |
|--|-----------|-----------|--------|--------|--------|--------|
| | 21,199.19 | 16,838.04 | 20.57% | 7.09% | 9.15% | -6.78% |
| | 5,782.35 | 4,081.06 | 29.42% | 11.39% | 8.41% | 7.08% |
| | 23,200.27 | 18,149.14 | 21.77% | 50.52% | 44.24% | 18.54% |
| | 66,084.90 | 50,847.00 | 23.06% | 25.81% | 24.88% | 2.53% |

| | 9,080.88 | 12.12% |
|--|-----------|--------|
| | 57,004.03 | 28.30% |
| | 66,084.90 | 25.81% |

| | 10,116.78 | 25.65% |
|--|-----------|--------|

| | 2006.12.31 | | 2005.12.31 | | |
|--|-----------------------|---------------|-----------------------|---------------|--|
| | | | | | |
| | 95,969,527.01 | 10.89% | 66,096,822.45 | | |
| | 129,793,551.32 | 14.73% | 84,968,508.72 | | |
| | 392,615.07 | 0.04% | 510,399.59 | | |
| | 281,795,568.05 | 31.98% | 244,218,805.01 | | |
| | 27,278,487.01 | 3.10% | 5,183,320.60 | | |
| | 70,000,000.00 | 7.94% | 65,000,000.00 | | |
| | 11,985,899.35 | 1.36% | 13,448,632.35 | | |
| | 881,168,733.42 | | 506,382,363.14 | | |
| | 315,650,215.50 | 35.82% | 279,202,111.14 | 55.14% | |

7.59

4.74

2006 12 4800

2005 55.14% 35.82%

45.20% 2006

2006

52.75% 2006

426.27%

| | 2006 | 2005 | % |
|--|---------------|---------------|---|
| | 31,017,810.62 | 31,153,524.29 | |
| | 43,168,895.63 | 32,286,281.43 | |
| | 9,085,263.65 | 5,868,559.18 | |
| | 15,048,979.85 | 8,990,144.22 | |

2005

2005 33.71%

2005

2006

67.39%

2003 2005

13.2% 2006 26.4%

2004 2005

2006

13.2%

| | | | | |
|------|-----------|------------|------------|-------|
| | | | | |
| 2005 | 8,499.43 | -4,718.74 | -19,947.32 | 1.20 |
| 2006 | 4,922.11 | -33,047.80 | 25,714.40 | 0.26 |
| | -3,577.33 | -28,329.06 | 45,661.72 | -0.94 |

2005 42.09%

33,047.80

24,000

2006

4800

18994

29,817.51

2007

2007

2007

| | | | | | | |
|--|--|--|--|--|--|--|
| | | | | | | |
| | | | | | | |
| | | | | | | |
| | | | | | | |
| | | | | | | |
| | | | | | | |

| | | |
|--|-----|------|
| | () | |
| | | 2005 |
| | | 2005 |
| | | 2006 |
| | | |

1

1 2005
2 2005
3 2005
4 2006
5 2005
6
7
8
9 2005

2

1 2006
2 < >
3
4
5
6
7
8 < >

| | | |
|----------------------|-----------------|---------------|
| 2006 | 61,029,071.15 | 62,277,010.32 |
| | | 10% |
| 6,102,907.12 | 96,948,727.62 | 2006 |
| 95,809,500 | 56,065,391.65 | |
| | 2006 | 18994 |
| | | <u>10</u> |
| <u>1</u> | <u>1,899.40</u> | <u>33.88%</u> |
| <u>37,071,391.65</u> | | |

| | | | | | |
|--|--|---|---|----------|--|
| | | | | 4 | |
| | | | | | |
| | | 4 | 0 | 0 | |

| | | | | | |
|--|--|---|---|---|--|
| | | 4 | 0 | 0 | |
| | | 4 | 0 | 0 | |
| | | 4 | 0 | 0 | |
| | | 4 | 0 | 0 | |
| | | 4 | 0 | 0 | |
| | | 4 | 0 | 0 | |
| | | 4 | 0 | 0 | |
| | | 0 | 0 | 0 | |
| | | 4 | 0 | 0 | |

2006 12

2 2006

1

2006 8

2 2006 12

1

2

关于浙江广博集团股份有限公司
2006 年度控股股东及其他关联方资金占用情况的
专项审计说明

浙天会[2007]第 32 号

2006

1 2006

50%

2

2006 12 31

| | | | | |
|--|--|--|--|--|
| | | | | |
| | | | | |
| | | | | |
| | | | | |
| | | | | |
| | | | | |

| | | | | |
|--|--|--|--|--|
| | | | | |
| | | | | |
| | | | | |
| | | | | |
| | | | | |

| | | | | |
|--|--|--|--|--|
| | | | | |
| | | | | |
| | | | | |
| | | | | |
| | | | | |

| | | | | |
|---|-------------------|------|----------------------|---|
| | | | | |
| 1 | 82101200600012362 | 1500 | 2006.11.9-2007.4.25 | |
| 2 | 94032006280065 | 1000 | 2006.11.1-2007.11.1 | |
| 3 | 82101200600014491 | 1500 | 2006.12.25-2007.6.25 | |
| 4 | 94032006280017 | 2000 | 2006.3.24-2007.3.24 | |
| 5 | 94032006280018 | 1000 | 2006.4.6-2007.4.6 | |
| | | 7000 | / | / |

| | |
|---|--|
| | |
| 1 | |
| 2 | |

378

2006

[2007]

2006

审 计 报 告

浙天会审[2007]第 378 号

一、管理层对财务报表的责任

二、注册会计师的责任

三、 审计意见

2006 12 31

| | | | | |
|--|----------------|----------------|----------------|----------------|
| | | | | |
| | | | | |
| | | | | |
| | 344,997,166.05 | 320,749,321.93 | 129,110,114.77 | 18,561,287.56 |
| | | | 0.00 | 0.00 |
| | 907,287.86 | 300,000.00 | 366,615.00 | 0.00 |
| | | | 0.00 | 0.00 |
| | | | 0.00 | 0.00 |
| | 95,969,527.01 | 127,166.51 | 66,096,822.45 | 182,645.02 |
| | 3,056,346.89 | 1,169,153.58 | 4,220,448.31 | 1,777,694.25 |
| | 43,315,791.72 | 25,887,322.04 | 11,240,985.60 | 6,533,071.73 |
| | 16,665,835.68 | | 6,171,228.68 | 0.00 |
| | 129,793,551.32 | 11,975,536.77 | 84,968,508.72 | 10,669,995.38 |
| | 1,090,129.45 | 900,216.58 | 339,000.03 | 332,753.12 |
| | | | 0.00 | 0.00 |
| | | | 0.00 | 0.00 |
| | 635,795,635.98 | 361,108,717.41 | 302,513,723.56 | 38,057,447.06 |
| | | | | |
| | 392,615.07 | 173,854,956.12 | 510,399.59 | 160,678,052.06 |
| | | | 0.00 | 0.00 |
| | 392,615.07 | 173,854,956.12 | 510,399.59 | 160,678,052.06 |
| | 392,615.07 | | 510,399.59 | 0.00 |
| | | 355,193.77 | 0.00 | 510,399.59 |
| | | | | |
| | 281,795,568.05 | 236,695,011.71 | 244,218,805.01 | 201,252,491.40 |
| | 65,222,170.06 | 46,688,662.15 | 47,053,192.27 | 32,273,115.27 |
| | 216,573,397.99 | 190,006,349.56 | 197,165,612.74 | 168,979,376.13 |
| | | | 0.00 | 0.00 |
| | 216,573,397.99 | 190,006,349.56 | 197,165,612.74 | 168,979,376.13 |
| | | | 0.00 | 0.00 |
| | 27,278,487.01 | 27,278,487.01 | 5,183,320.60 | 5,183,320.60 |
| | | | 0.00 | 0.00 |
| | 243,851,885.00 | 217,284,836.57 | 202,348,933.34 | 174,162,696.73 |
| | | | | |
| | 493,328.49 | 486,088.49 | 260,376.81 | 256,776.81 |
| | 635,268.88 | 438,753.88 | 748,929.84 | 437,508.84 |
| | | | 0.00 | 0.00 |
| | 1,128,597.37 | 924,842.37 | 1,009,306.65 | 694,285.65 |

| | | | | |
|--|----------------|----------------|----------------|----------------|
| | | | | |
| | | | | |
| | 0.00 | 0.00 | 0.00 | 0.00 |
| | 881,168,733.42 | 753,173,352.47 | 506,382,363.14 | 373,592,481.50 |
| | | | | |
| | 70,000,000.00 | 40,000,000.00 | 65,000,000.00 | 65,000,000.00 |
| | 77,447,908.68 | 52,237,908.68 | 89,442,000.00 | 34,442,000.00 |
| | 96,885,330.82 | 7,932,868.72 | 61,668,306.44 | 4,247,095.29 |
| | 14,169,223.73 | 12,450.00 | 10,123,055.68 | 55,877.06 |
| | 10,085,150.31 | 2,224,188.17 | 11,728,734.92 | 1,018,404.04 |
| | 4,151,512.51 | 659,345.60 | 3,053,498.05 | 391,572.87 |
| | 8,374,460.00 | 8,374,460.00 | 6,245,360.00 | 6,245,360.00 |
| | 8,969,859.86 | 5,684,315.99 | 6,869,440.83 | 4,608,898.59 |
| | 903,262.61 | 41,290.45 | 64,791.16 | 10,528.21 |
| | 9,424,166.01 | 85,673,708.64 | 11,072,296.94 | 41,567,343.36 |
| | 3,253,441.62 | 995,750.00 | 485,994.77 | 82,925.00 |
| | | | 0.00 | 0.00 |
| | | | 0.00 | 0.00 |
| | | | 0.00 | 0.00 |
| | 303,664,316.15 | 203,836,286.25 | 265,753,478.79 | 157,670,004.42 |
| | | | | |
| | | | 0.00 | 0.00 |
| | | | 0.00 | 0.00 |
| | | | 0.00 | 0.00 |
| | 11,985,899.35 | 11,985,899.35 | 13,448,632.35 | 13,448,632.35 |
| | | | 0.00 | 0.00 |
| | 11,985,899.35 | 11,985,899.35 | 13,448,632.35 | 13,448,632.35 |
| | | | | |
| | | | 0.00 | 0.00 |
| | 315,650,215.50 | 215,822,185.60 | 279,202,111.14 | 171,118,636.77 |
| | 29,705,278.24 | | 25,760,511.72 | 0.00 |
| | | | | |
| | 189,940,000.00 | 189,940,000.00 | 70,970,000.00 | 70,970,000.00 |
| | | | 0.00 | 0.00 |
| | 189,940,000.00 | 189,940,000.00 | 70,970,000.00 | 70,970,000.00 |
| | 256,278,931.51 | 256,791,346.27 | 6,103,595.28 | 6,103,595.28 |
| | 34,554,428.95 | 34,554,428.95 | 28,451,521.83 | 28,451,521.83 |
| | | | 9,483,840.61 | 9,483,840.61 |
| | 56,373,898.06 | 56,065,391.65 | 96,009,294.86 | 96,948,727.62 |
| | | | 14,194,000.00 | 14,194,000.00 |
| | -551,153.76 | | -114,671.69 | 0.00 |
| | -782,865.08 | | 0.00 | 0.00 |
| | 535,813,239.68 | 537,351,166.87 | 201,419,740.28 | 202,473,844.73 |

| | | | | |
|--|----------------|----------------|----------------|----------------|
| | | | | |
| | 881,168,733.42 | 753,173,352.47 | 506,382,363.14 | 373,592,481.50 |

2

2006 1-12

| | | | | |
|---|----------------|----------------|----------------|----------------|
| | | | | |
| | | | | |
| | 660,849,063.60 | 195,044,284.82 | 525,283,820.46 | 135,787,623.52 |
| | 508,470,003.31 | 154,361,489.30 | 407,153,583.92 | 107,552,133.47 |
| | 982,600.47 | 533,712.82 | 535,602.86 | 296,124.84 |
| - | 151,396,459.82 | 40,149,082.70 | 117,594,633.68 | 27,939,365.21 |
| - | 640,272.18 | 606,041.08 | 1,267,633.84 | 1,267,633.84 |
| | 31,017,810.62 | 58,904.32 | 31,153,524.29 | 253,272.28 |
| | 43,168,895.63 | 25,743,242.09 | 32,286,281.43 | 11,709,651.19 |
| | 9,085,263.65 | 2,158,450.19 | 5,868,559.18 | 942,390.90 |
| - | 68,764,762.10 | 12,794,527.18 | 49,553,902.62 | 16,301,684.68 |
| - | 129,460.78 | 43,086,033.67 | -1,315,578.20 | 28,469,333.57 |
| | 14,610,397.50 | 10,395,200.00 | 6,372,063.72 | 1,934,000.00 |
| | 188,555.92 | 43,111.08 | 441,975.94 | 429,374.34 |
| | 2,591,204.87 | 651,419.59 | 1,066,926.87 | 433,348.94 |
| - | 81,101,971.43 | 65,667,452.34 | 53,985,437.21 | 46,701,043.65 |
| | 15,048,979.85 | 4,638,381.19 | 8,990,144.22 | 6,262,449.82 |
| | 4,558,846.34 | 0.00 | 3,554,051.59 | 0.00 |
| | 782,865.08 | 0.00 | 0.00 | 0.00 |
| - | 62,277,010.32 | 61,029,071.15 | 41,441,241.40 | 40,438,593.83 |
| | 96,009,294.86 | 96,948,727.62 | 106,054,642.53 | 107,996,722.86 |
| | | | 0.00 | 0.00 |
| | 158,286,305.18 | 157,977,798.77 | 147,495,883.93 | 148,435,316.69 |
| | 6,102,907.12 | 6,102,907.12 | 4,043,859.38 | 4,043,859.38 |
| | 0.00 | 0.00 | 2,021,929.69 | 2,021,929.69 |
| | 0.00 | 0.00 | 0.00 | 0.00 |
| | 0.00 | 0.00 | 0.00 | 0.00 |

| | | | | |
|---|----------------|----------------|----------------|----------------|
| | 0.00 | 0.00 | 0.00 | 0.00 |
| | 0.00 | 0.00 | 0.00 | 0.00 |
| | 152,183,398.06 | 151,874,891.65 | 141,430,094.86 | 142,369,527.62 |
| | 0.00 | 0.00 | 0.00 | 0.00 |
| | 0.00 | 0.00 | 0.00 | 0.00 |
| | 24,839,500.00 | 24,839,500.00 | 45,420,800.00 | 45,420,800.00 |
| | 70,970,000.00 | 70,970,000.00 | 0.00 | 0.00 |
| | 56,373,898.06 | 56,065,391.65 | 96,009,294.86 | 96,948,727.62 |
| | | | | |
| 1 | 247,245.30 | 247,245.30 | -418,196.23 | -418,196.23 |
| 2 | | | | |
| 3 | | | | |
| 4 | | | | |
| 5 | | | | |
| 6 | | | | |

3

2006 1-12

| | | |
|--|----------------|----------------|
| | | |
| | | |
| | 650,289,702.17 | 237,209,031.52 |
| | 56,869,030.38 | |
| | 16,031,652.57 | 57,470,200.85 |
| | 723,190,385.12 | 294,679,232.37 |
| | 483,732,553.86 | 146,698,015.32 |
| | 103,762,857.69 | 26,162,101.89 |
| | 46,929,616.50 | 16,089,531.26 |
| | 39,544,302.55 | 830,564.83 |
| | 673,969,330.60 | 189,780,213.30 |
| | 49,221,054.52 | 104,899,019.07 |
| | | |
| | 1,556,628.30 | 1,556,628.30 |
| | | 33,969,264.10 |
| | 478,861.35 | 1,815,880.24 |
| | 1,079,936.76 | 133,126.17 |

| | | |
|---|-----------------|-----------------|
| | 3,115,426.41 | 37,474,898.81 |
| | 92,824,669.14 | 88,979,711.71 |
| | | 5,104,071.80 |
| | 240,768,734.66 | 240,000,000.00 |
| | 333,593,403.80 | 334,083,783.51 |
| | -330,477,977.39 | -296,608,884.70 |
| | | |
| | 305,297,456.95 | 304,296,000.00 |
| | 132,000,000.00 | 102,000,000.00 |
| | 30,000,000.00 | |
| | 467,297,456.95 | 406,296,000.00 |
| | 127,000,000.00 | 127,000,000.00 |
| | 27,688,542.80 | 24,933,160.00 |
| | 55,464,940.00 | 464,940.00 |
| | 210,153,482.80 | 152,398,100.00 |
| | 257,143,974.15 | 253,897,900.00 |
| | | |
| | -24,112,948.72 | 62,188,034.37 |
| | | |
| 1 | | |
| | 62,277,010.32 | 61,029,071.15 |
| | 2,881,714.63 | 275,227.51 |
| | 19,173,505.67 | 12,470,838.94 |
| | 101,337.32 | 100,617.32 |
| | 709,514.63 | 385,464.28 |
| | -751,129.42 | -567,463.46 |
| | 2,737,819.35 | 935,200.00 |
| | 63,275.39 | 18,315.78 |
| | | |
| | 2,766,573.24 | 2,067,258.83 |
| | -129,460.78 | -43,086,033.67 |
| | | |
| | -45,421,944.07 | -1,391,059.46 |
| | -48,326,884.91 | 461,137.55 |
| | 49,363,741.89 | 72,200,444.30 |
| | -782,865.08 | |
| | 4,558,846.34 | |
| | 49,221,054.52 | 104,899,019.07 |
| 2 | | |
| | | |
| | | |
| | | |

| | | |
|---|----------------|---------------|
| 3 | | |
| | 104,997,166.05 | 80,749,321.93 |
| | 129,110,114.77 | 18,561,287.56 |
| | | |
| | | |
| | -24,112,948.72 | 62,188,034.37 |

浙江广博集团股份有限公司

财务报表附注

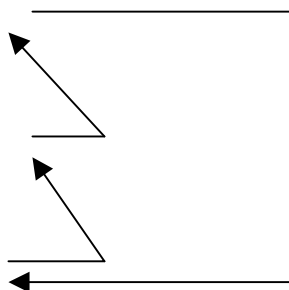

一、公司基本情况

本公司属文具制造行业。经营范围：纸塑制品、包装纸箱的制造、加工；包装装潢印刷；文化用品、办公用品、油墨、纸张、印刷机械、五金、电工器材、建筑材料、金属材料的批发、零售、代购代销；本企业生产的文化用品、办公用品、纸塑制品、包装纸箱的出口业务；本企业生产、科研所需的原辅材料、机械设备、仪器仪表及零配件的进口业务。主要产品：本册、相册、彩印包装、办公用品、礼品等五大系列。

二、公司采用的主要会计政策、会计估计和合并财务报表的编制方法

三、税（费）项

四、控股子公司



五、利润分配

六、合并财务报表项目注释

| | | |
|--|-------|-------|
| | <hr/> | <hr/> |
| | <hr/> | <hr/> |
| | <hr/> | <hr/> |

=====

=====

=====

=====

=====

=====

=====

=====

=====

=====

=====

=====

=====

=====

=====

=====

=====

本公司固定资产无单项资产可收回金额低于账面价值的情况，不需计提固定资产减值准备。

=====

=====

=====

=====

=====

=====

=====

=====

=====

=====

=====

=====



=====

=====

=====

=====

=====

=====

=====

=====

=====

=====

=====

=====

七、母公司财务报表项目注释

=====

=====

=====

八、关联方关系及其交易

| | | | | | |
|--|--|--|--|--|--|
| | | | | | |
| | | | | | |
| | | | | | |

| | | | | | |
|--|--|--|--|--|--|
| | | | | | |
| | | | | | |
| | | | | | |
| | | | | | |
| | | | | | |
| | | | | | |
| | | | | | |
| | | | | | |
| | | | | | |
| | | | | | |

| | | | | | |
|--|--|--|--|--|--|
| | | | | | |
| | | | | | |
| | | | | | |
| | | | | | |
| | | | | | |
| | | | | | |
| | | | | | |
| | | | | | |
| | | | | | |
| | | | | | |
| | | | | | |
| | | | | | |
| | | | | | |
| | | | | | |
| | | | | | |

| | | | | | | | |
|--|--|--|--|--|--|--|--|
| | | | | | | | |
| | | | | | | | |

| | | | | | | | | | |
|--|--|--|--|--|--|--|--|--|--|
| | | | | | | | | | |
| | | | | | | | | | |
| | | | | | | | | | |
| | | | | | | | | | |
| | | | | | | | | | |
| | | | | | | | | | |
| | | | | | | | | | |
| | | | | | | | | | |
| | | | | | | | | | |
| | | | | | | | | | |
| | | | | | | | | | |
| | | | | | | | | | |
| | | | | | | | | | |

| | |
|--|--|
| | |
| | |
| | |
| | |
| | |
| | |
| | |

| | | | | |
|--|--|--|--|--|
| | | | | |
| | | | | |
| | | | | |

| | | | | |
|--|--|--|--|--|
| | | | | |
|--|--|--|--|--|

| | | | | |
|--|--|--|--|--|
| | | | | |
| | | | | |
| | | | | |
| | | | | |
| | | | | |
| | | | | |

| | | | | |
|--|--|--|--|--|
| | | | | |
| | | | | |
| | | | | |
| | | | | |
| | | | | |
| | | | | |
| | | | | |
| | | | | |
| | | | | |
| | | | | |
| | | | | |

(1) 2006 12 31

| | | | | |
|--|--|--|--|--|
| | | | | |
| | | | | |
| | | | | |

| | | | | |
|--|--|--|--|--|
| | | | | |
| | | | | |
| | | | | |

(2) 2006 12 31

| | | | | |
|--|--|--|--|--|
| | | | | |
| | | | | |
| | | | | |
| | | | | |

(4)

| | | | |
|-----------|------|----------|------------|
| 12,000 | | 2005 1 1 | 2006 12 31 |
| 72,000.00 | 2006 | | 864,000.00 |

向关联方人士支付报酬

| | | | |
|--|--|--|--|
| | | | |
| | | | |
| | | | |
| | | | |
| | | | |
| | | | |

| | | | |
|--|--|--|--|
| | | | |
| | | | |
| | | | |
| | | | |
| | | | |
| | | | |
| | | | |
| | | | |
| | | | |
| | | | |
| | | | |
| | | | |
| | | | |
| | | | |
| | | | |

九、或有事项

十、承诺事项

| | | |
|--|--|--|
| | | |
| | | |
| | | |
| | | |
| | | |

十一、资产负债表日后事项中的非调整事项

| | | | | |
|--|--|--|--|--|
| | | | | |
| | | | | |
| | | | | |
| | | | | |
| | | | | |
| | | | | |

| | | | | |
|--|--|--|--|--|
| | | | | |
|--|--|--|--|--|

十二、财务补充资料

| | | |
|--|--|--|
| | | |
| | | |
| | | |
| | | |
| | | |
| | | |
| | | |
| | | |
| | | |
| | | |
| | | |
| | | |
| | | |
| | | |
| | | |
| | | |
| | | |
| | | |
| | | |
| | | |
| | | |
| | | |
| | | |
| | | |
| | | |
| | | |
| | | |
| | | |
| | | |
| | | |
| | | |
| | | |
| | | |
| | | |
| | | |
| | | |
| | | |
| | | |
| | | |
| | | |
| | | |

| | | |
|--|--|--|
| | | |
|--|--|--|

| | | | | | |
|--|--|--|--|--|--|
| | | | | | |
| | | | | | |
| | | | | | |
| | | | | | |
| | | | | | |

| | |
|--|--|
| | |
| | |
| | |
| | |
| | |
| | |
| | |
| | |
| | |

| | |
|--|--|
| | |
| | |
| | |
| | |
| | |
| | |
| | |
| | |
| | |
| | |

十三、其他重要事项

关于浙江广博集团股份有限公司
新旧会计准则股东权益差异调节表的
审阅报告

浙天会审[2007]第 379 号

重要提示:

浙江广博集团股份有限公司
新旧会计准则股东权益差异调节表附注

一、编制目的

二、编制基础

三、主要项目附注

2006

2007年3月22日

王利平

张飞猛

吴幼光

王君平

胡志明

戴国平

胡启昌

梅志成

金戛昉

朱国章

何海明

张旭英

舒跃平

姜珠国

周一君